




## Corporate Profile





The South African Petroleum Industry Association (SAPIA) represents the collective interests of the South African petroleum industry. Its members are BP Southern Africa (Pty) Limited, Chevron South Africa (Pty) Limited, Engen Petroleum Limited, PetroSA (Pty) Limited, Sasol Limited, Shell SA (Pty) Limited and Total South Africa (Pty) Limited.

The Association plays a strategic role in addressing a range of common issues relating to the refining, distribution and marketing of petroleum products, as well as promoting the industry's environmental and socio-economic progress. SAPIA fulfils this role by proactively engaging with key stakeholders, providing research information, expert advice and communicating the industry's views to government, members of the public and media. As part of SAPIA's ongoing commitment towards keeping stakeholders informed about the industry, three publications have recently been produced and published by the association, namely *Petrol and Diesel in South Africa and the impact on air quality* (2008), the *SAPIA 2008 Annual Report* and *The Petroleum Professional* (2009).

**Vision**

SAPIA aspires to be a respected industry association which enhances the reputation of the petroleum sector and adds value to its member companies and all stakeholders.

**Mission**

Working together within the petroleum industry to promote social and economic growth for the broader good of all South Africans and industry.

**Strategic agenda**

There are three strategic focus areas which will enable SAPIA to achieve its vision: planning for tomorrow, building robust partnerships and providing service excellence.

Planning for tomorrow means focusing on industry transformation, promoting a fair regulatory framework, facilitating security of supply and promoting environmental leadership. Building robust partnerships is about being open and honest, improving communication and educating stakeholders about the industry. Providing service excellence entails improving efficiency, effectiveness and decision-making, and identifying opportunities.

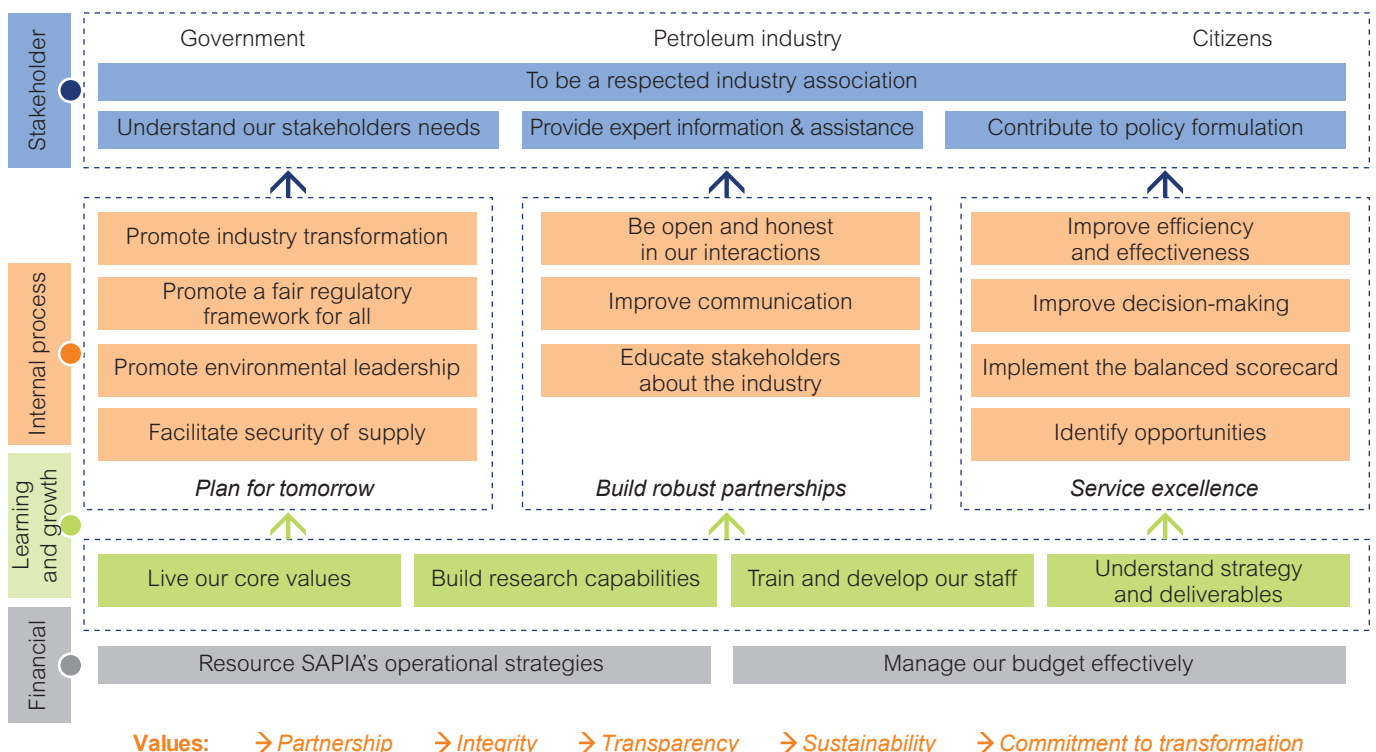
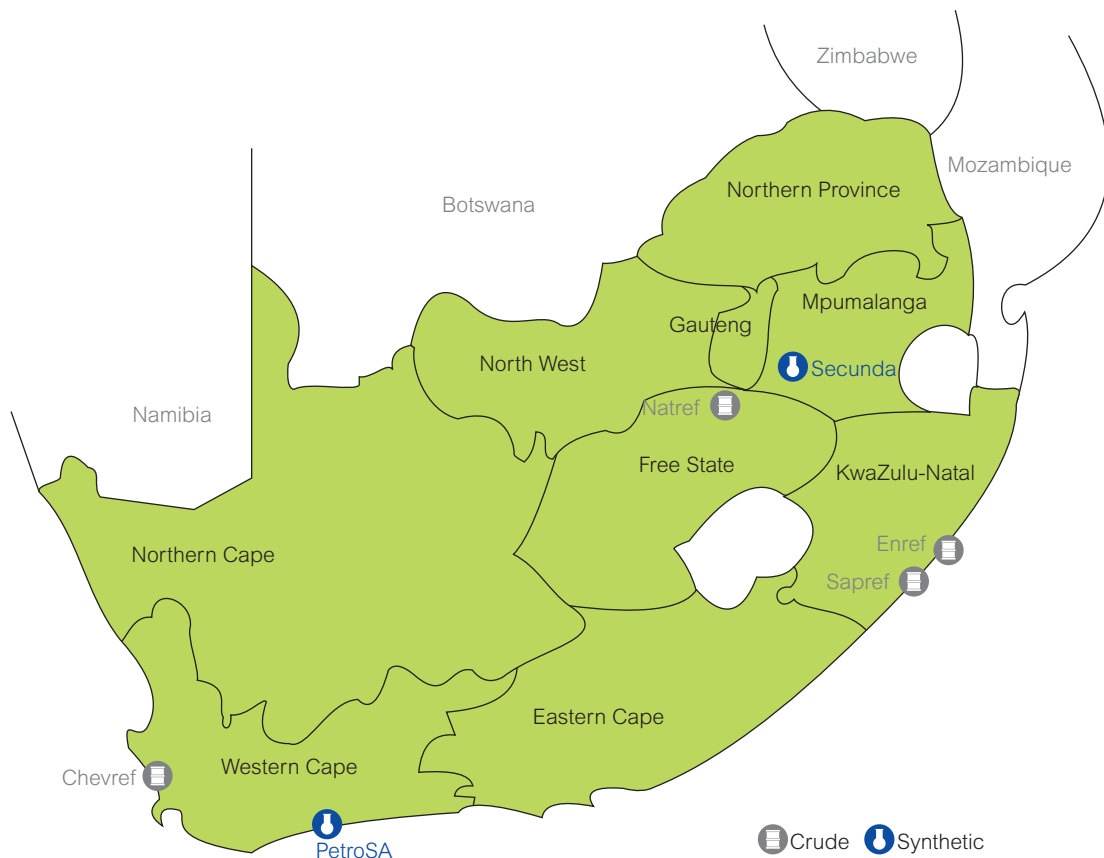


Figure 1 The SAPIA strategy

Energy is a key strategic sector in the South African economy because it underpins the growth and developmental objectives set out by government.

**The petroleum industry contributes to the South African economy by:**

- contributing 2% of South Africa's gross domestic product;
- supplying about 18% of South Africa's primary energy;
- manufacturing more than 90% of South Africa's petroleum products;
- supporting employment for over 100 000 people directly or indirectly;
- selling approximately 24.9-billion litres of petroleum products annually;
- investing R30-billion in refinery technology for the production of unleaded petrol and low sulphur diesel;
- spending more than R115-million on corporate social investment initiatives in 2009; and
- collecting over R35-billion in fuel taxes on petrol, diesel and paraffin which is an important source of revenue for the government.



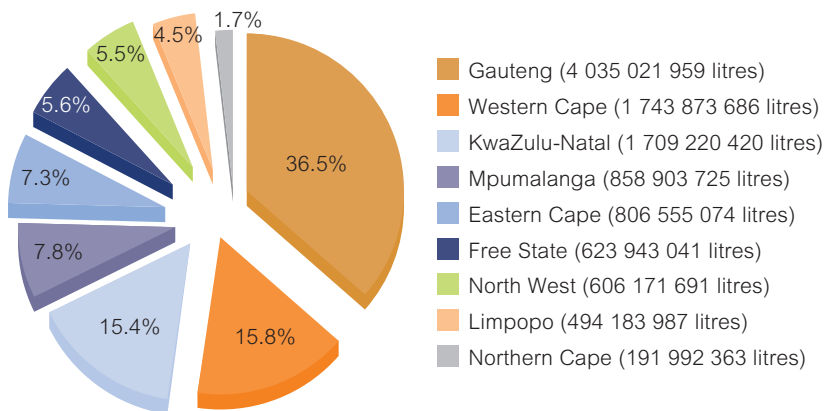
**Figure 2** South African refineries

South African refinery ownership and crude throughput		
<b>Crude oil refined at the following refineries:</b>		
Name	Crude throughput	Ownership
Chevref	100 000 bpsd	Chevron South Africa
Enref	125 000 bpsd	Engen Petroleum
Natref	92 000 bpsd	Sasol/Total South Africa (64/36%)
Sapref	180 000 bpsd	Shell South Africa/BP Southern Africa (50/50%)
<b>Coal and gas processed and refined at:</b>		
Sasol Secunda	150 000 bpsd	Sasol
<i>(crude equivalent @ average yield)</i>		
<b>Gas processed and refined at:</b>		
PetroSA	45 000 bpsd	PetroSA
<i>(crude equivalent @ average yield)</i>		

*bpsd: barrels per stream day*

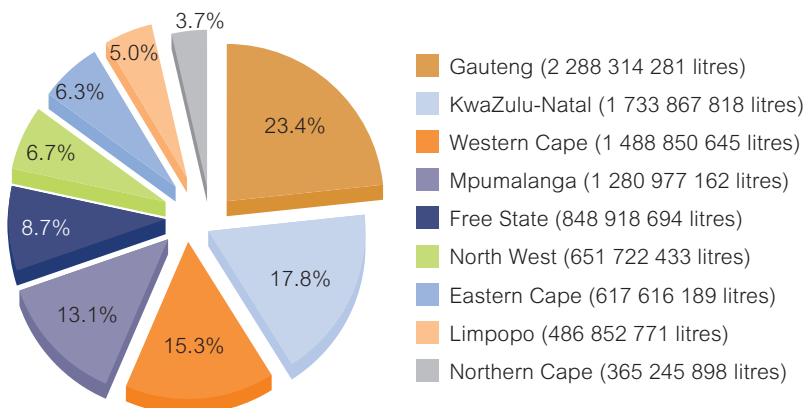


### Petrol and diesel usage in South Africa by region



Gauteng consumes the most petrol (36.5%) and diesel (23.4%) in South Africa. The Western Cape and KwaZulu-Natal consume 15.8% and 15.4%, respectively, of the country's petrol. This order is reversed in the diesel consumption, with KwaZulu-Natal consuming 17.8% of diesel in comparison with the Western Cape's 15.3% consumption.

**Figure 3** Petrol usage in South Africa by region  
Source: Department of Energy, 2008



95% of South Africa's petrol consumption is sold through retail outlets (service stations). By comparison, only 39% of diesel consumption is sold through retail outlets.

**Figure 4** Diesel usage in South Africa by region  
Source: Department of Energy, 2008

## Organisation structure

SAPIA operates under a Board of Governors comprising of seven members from member companies. The Chairman and Vice Chairman revolve annually. The Association has a small and highly skilled staff complement, led by an Executive Director. SAPIA staff are independent of the member companies.

### Board of Governors

Maurice Radebe, Managing Director of Sasol Oil, has been elected as the Chairman of SAPIA for the year 2010. He is the 16th industry leader to chair the association since its establishment in July 1994.

## The 2010 Board of Governors:



**Advocate Rams Ramashia**  
BP Southern Africa



**Rashid Yusof**  
Engen Petroleum



**Maurice Radebe**  
(SAPIA Chairman)  
Sasol Oil



**Jean-Denis Royère**  
Total South Africa



**James Seutloadi**  
Chevron South Africa



**Sipho Mkhize**  
(SAPIA Vice Chairman)  
PetroSA



**Bonang Mohale**  
Shell South Africa

The Board of Governors convenes at least four times per year and more often should circumstances require it. The primary function of the Board is to identify key issues facing the industry, agree on solutions in respect of each issue and ensure that resources are available to address the matters at hand.

## The SAPIA team


6



**Maurice Radebe**  
Chairman of the Board of Governors




**Avhaphani Tshifularo**  
Executive Director




**Nkhensani  
Machumele**  
Office Manager



**Althea  
Banda-Hansmann**  
HRD Project Leader



**Cornel van Basten**  
Economic  
Regulation Adviser



**Anton Moldan**  
Environmental Adviser



## The SAPIA committees

7

SAPIA reviewed its committees during 2009 and there are now eight active standing committees. All committees comprise of individuals from member companies and SAPIA staff members.

**The following SAPIA committees exist to address strategic issues facing the industry:**

- Board of Governors
- Strategic Oversight Committee
- Legal Committee
- Communications Committee
- Transformation Committee
- Petroleum Industry Engineering and Environment Committee
- Refinery Managers' Environmental Forum
- Technical Committee

## SAPIA's objectives are to:

- understand the needs of its stakeholders;
- provide expert information and assistance to government, the petroleum industry and all South African citizens;
- contribute to policy formulation;
- promote transformation, environmental leadership and a fair regulatory framework for all;
- facilitate security of supply; and
- enhance the reputation of the industry by communicating its contribution to economic and social progress.

## Contact information:

**Physical address:** Shanghai House, 52 Wierda Road West, Wierda Valley, Sandton, South Africa

**Postal address:** PO Box 783482, Sandton, 2146, South Africa

**Tel:** +27 (0)11 783 7664 **Fax:** +27 (0)11 783 5400 **Web:** [www.sapia.co.za](http://www.sapia.co.za)

